

Home Theater **DIMMERS**TM

The movie begins... when the lights start to dim.



YOUR GUIDE TO
HOME THEATER LIGHTING CONTROL



Creative Stream

The Hidden Theater ExpertsTM



LUTRON[®]

Innovations in Lighting Control



The move when the light

1 Remote Control Lamp Dimmers

Specially designed for table and floor lamps. Simply plug in and operate by remote control.

Spacer®
System™
Lamp
Dimmer



2 Single-Light Wallbox Dimmers

A variety of "Smart Dimmers" with features like tap on/off, fade-to-off, and LED light-level indicators. Remote control dimmer replaces a single light switch.



Spacer® Remote
Control Dimmer

Lutron has dimmers of any size

3 Multi-Light Wallbox Dimmers

Simple to use and install (with existing wiring). Replace one or more light switches. Control all dimmers with one remote.



Spacer®
System™



ie begins
ts start to dim.

for Home Theaters
or budget.

4

Lighting & Shade Control

One-touch control of every light in the room. Set and recall lighting scenes by remote control. Also controls Sivoia® motorized window shades.



▲ GRAFIK Eye®

5

Total Home Dimming Systems

Add RadioRA® Master Controls to monitor and control lights anywhere in your home.



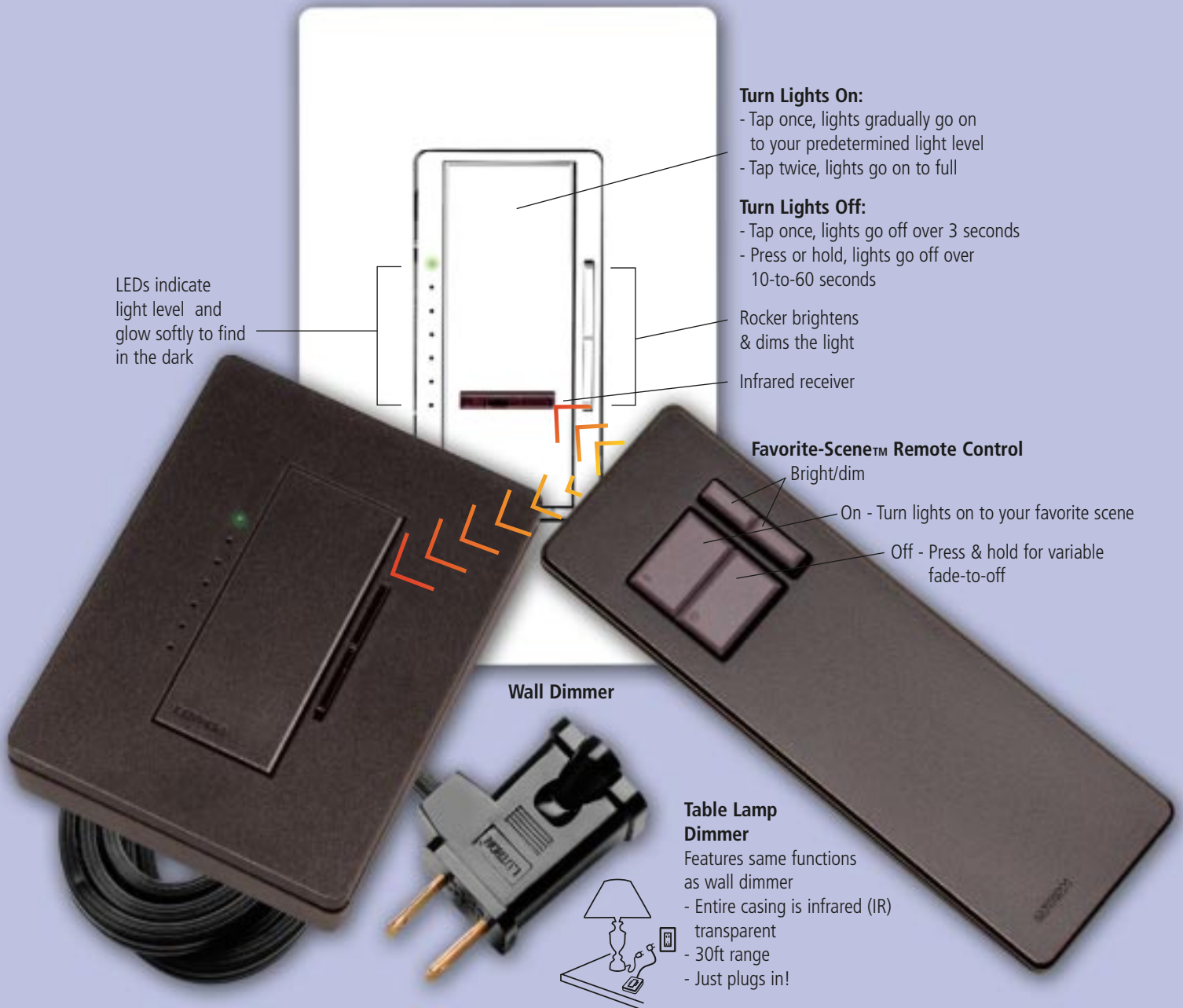
RadioRA® Master Control ▲



Visit the Ultimate Home Theater Experience® presented by Lutron at *Innoventions* at EPCOT® at Walt Disney World Resort®



3 key features that make Spacer[®] System[™] Home Theater Dimmers[™] ... different from other dimmers.



LEDs indicate light level and glow softly to find in the dark

Turn Lights On:

- Tap once, lights gradually go on to your predetermined light level
- Tap twice, lights go on to full

Turn Lights Off:

- Tap once, lights go off over 3 seconds
- Press or hold, lights go off over 10-to-60 seconds

Rocker brightens & dims the light

Infrared receiver

Favorite-Scene[™] Remote Control

Bright/dim

On - Turn lights on to your favorite scene

Off - Press & hold for variable fade-to-off

Wall Dimmer

Table Lamp Dimmer

Features same functions as wall dimmer

- Entire casing is infrared (IR) transparent
- 30ft range
- Just plugs in!



Gradual, Theatrical Dimming

- Lights dim over 3 seconds—for movie magic
- Up to 60-second fade-to-off when leaving the room
- Gradual fade-to-on allows your eyes to adjust to changing light

Remote Control Convenience

(see page 6 for choices)

- No need to leave your chair to change the lights
- Work with a variety of Lutron remote controls
- Work with many universal, learnable & programmable remotes—Control your TV, DVD player, sound, and lights from a single remote

Easily Install or Just Plug In

- Wall dimmers replace existing switches anywhere in the room. Install as many or as few as desired. (see page 9)
- No new wiring required. Wall dimmers available for all popular light sources.
- Lamp dimmers let you make table & floor lamps part of your system. Just plug in!


Experience theatrical lighting right at home... with Lutron Home Theater Dimmers

Set the mood for movies at the touch of a button.

At the touch of a button, you can set the mood for movies. See and feel the dramatic difference as your lights start to dim. It's what you expect at your local cinema. It's what you get with Lutron Home Theater Dimmers.

Wall dimmers install like ordinary switches. Lamp dimmers just plug into any lamp. Each product works alone, or together as a complete room system. Control them with Lutron remote controls or many learnable remotes.

(See next page for a Remote Control Overview)



Lutron 4-Scene Remote Control

Set & recall lighting scenes... like setting the preset stations on a car radio

- Set the desired light levels at the dimmer(s)
- Press & hold the corresponding button(s) on the remote control until the dimmer's LEDs "flash"—the scene is set
- Repeat for all desired scenes

Control lights with a variety of remotes

Lutron Remote Controls

We offer remote controls for the Spacer®, Spacer® System™ (Home Theater Dimmers), and GRAFIK Eye® dimmers. These dimmers are compatible with many universal, learnable, and programmable remote controls. For a complete listing of compatible remotes, visit www.lutron.com/remotecontrol.

Universal Remote Controls

These remotes come with a number of preprogrammed manufacturers' codes. Pressing a sequence of buttons can activate codes (see manufacturers' instructions). In many cases, Lutron is programmed into these devices.

Learnable Remote Controls

These remotes have the capacity to "learn" codes by receiving the infrared (IR) signal from another remote control. The Lutron code is learnable, and can be taught to this type of remote.

Programmable Remote Controls

Programmable remotes—like the Philips Pronto®—require programming to operate your home theater components. This service is typically offered by the retailer. These remotes come with a cable for connection to your computer. Visit www.remotecentral.com. (a popular site for downloading codes). Lutron codes are also available there.

Wall
Dimmer



Spacer System Home Theater Dimmers

Lamp
Dimmer



Accessory Dimmer
For multi-location "3-way"
dimming only (up to 9 locations)
Functions only with wall dimmers.

Lutron Remote Controls

Spacer
*(for controlling a single
light—not a part
of Spacer System)*



Spacer System
Favorite Scene



Spacer System
4-Scene



GRAFIK Eye



Other Compatible Remote Controls

Universal



Learnable

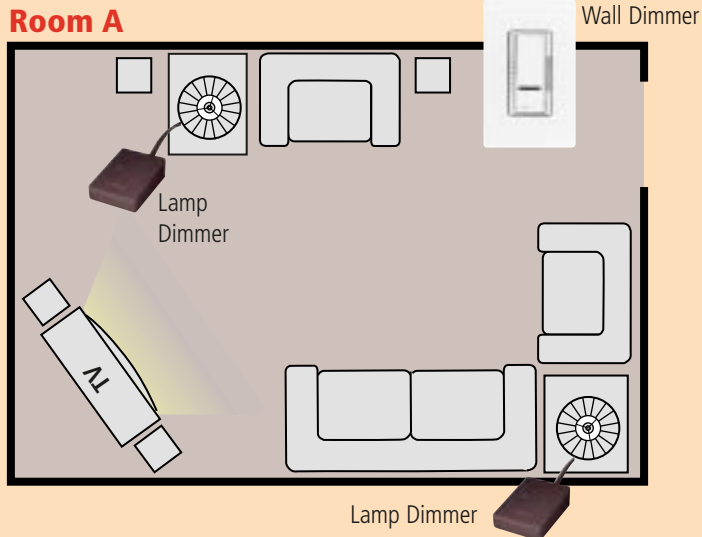


Programmable



Home Theater Dimmers

For any room where you enjoy TV, music, relaxation & entertaining



Enjoy a true home theater experience with Spacer System Home Theater Dimmers. At the touch of a button, you're in control of all the lights in the room. Control your TV, DVD player, audio system, and every light in the room from a single remote control. Lower the lights to enjoy your favorite music. Create the perfect atmosphere for Bach, rock, jazz, or any music you enjoy.

Room A

This room has one circuit of overhead lights.

Install one wall dimmer to control overhead lights

- Add two lamp dimmers to complete your room system

Room B

This larger room has one circuit of overhead lighting, one circuit of track lighting, and three table lamps.

- Install two wall dimmers
 - No need to alter your walls in any way (replace switches in each location with Spacer System wall dimmers)
- Just plug in three lamp dimmers for a total room system

Wall Dimmer

Easy-to-retrofit dimmers provide preset lighting scenes for any room

- Infrared control
- Set & recall lighting scenes
- Installation: 15 minutes per dimmer

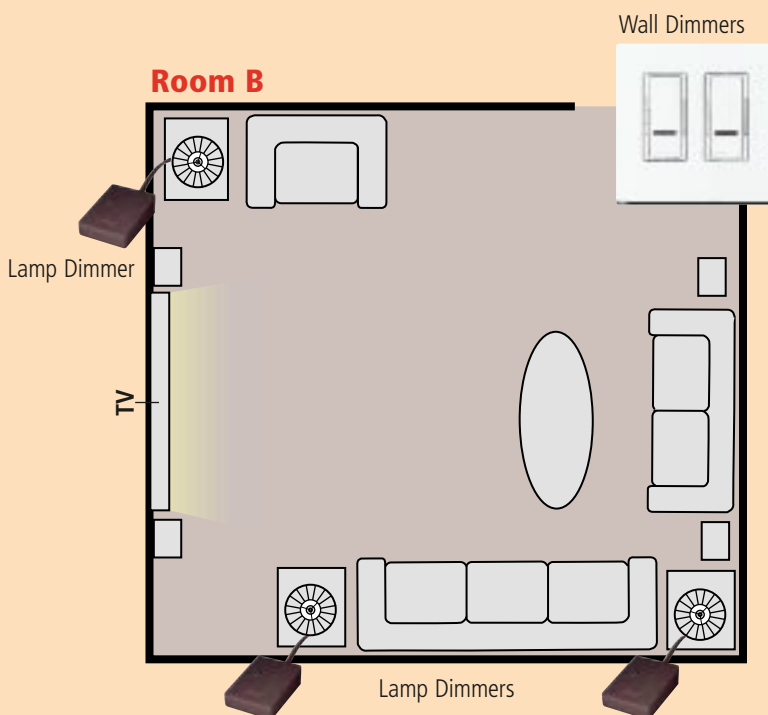
Lamp Dimmer

Same functions as wall dimmer

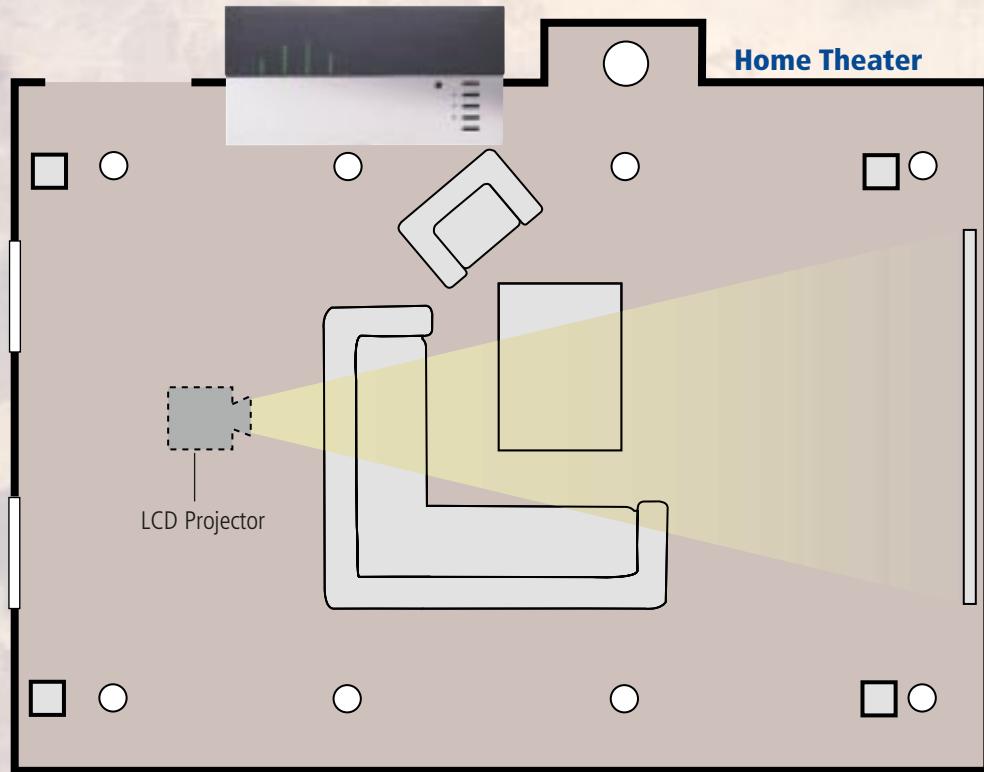
- Just plugs into any lamp
- Remote control convenience

Remote Controls

Lutron offers a choice of Favorite Scene or 4-Scene remote controls. Spacer System dimmers are also compatible with a number of universal, learnable, and programmable models. See page 6 for a complete overview.



For those with a discriminating eye... there's GRAFIK Eye® *for newly constructed or remodeled home theaters*



You surround yourself with the things you delight in the most: beautiful music, great books, powerful movies, and the joy that comes from sharing it all with family and friends. That's why you have created the perfect space to maximize those experiences.

That space includes the best in audio and video components, and comfortable, inviting furnishings. You want your home theater experience to be on a par with theaters people pay to enter. GRAFIK Eye completes that vision. From the way it looks on your wall, to the way it creates the optimum lighting for any activity.

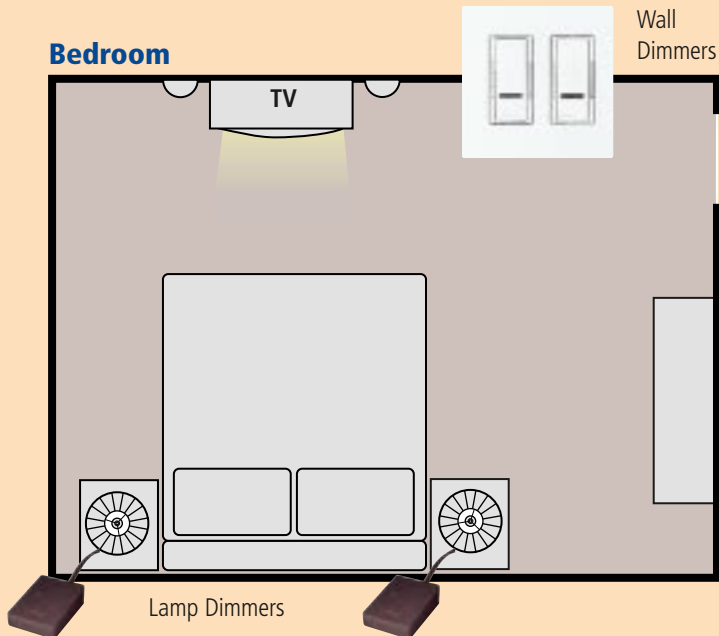


GRAFIK Eye

The world's finest multi-scene, preset lighting control.

- Control every light in the room with a single touch
- Set & recall desired light levels—for the way you use your room
- Multi-location control in seven elegant wall station styles
- Variety of multi-scene models & control interfaces available
- Remote control convenience (4-scene and 8-scene models)
- Variety of colors & finishes to match any décor

Spacer System dimmers are great for home theaters... *and great for any room in your home*



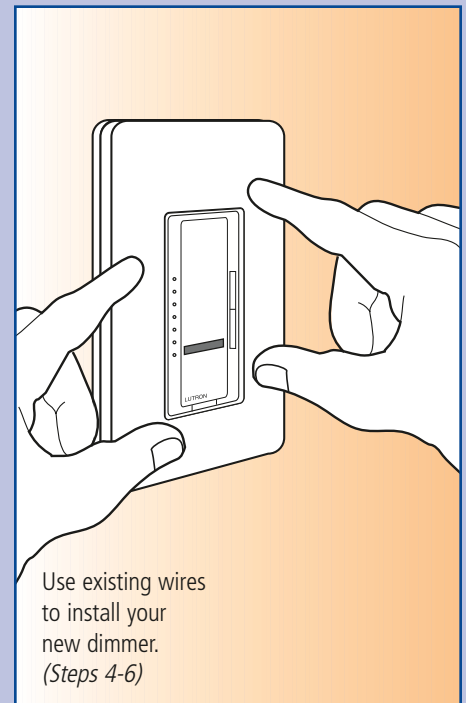
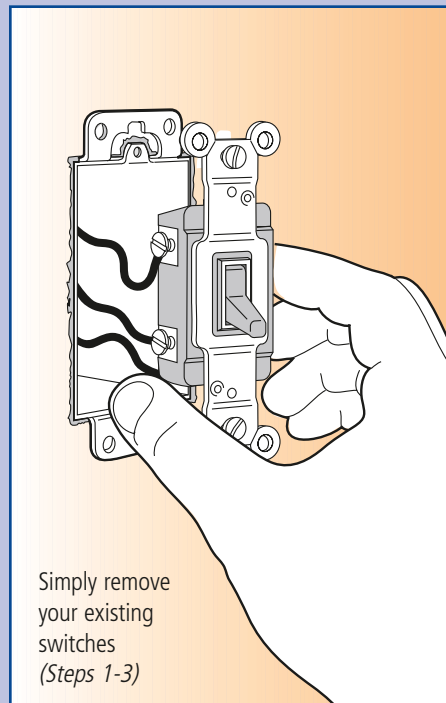
Set your lighting for dining, relaxing, reading, TV and romance. Create and recall preset lighting scenes in kitchens, dining rooms, bedrooms, and master baths.

Lutron dimmers offer features, benefits, and value you can appreciate the first time you use them. Every time you use them.

Illustration depicts bedroom with two zones of lighting (ceiling light, sconces) and two table lamps.

Replace your existing switches with Lutron dimmers... *in just 15 minutes!*

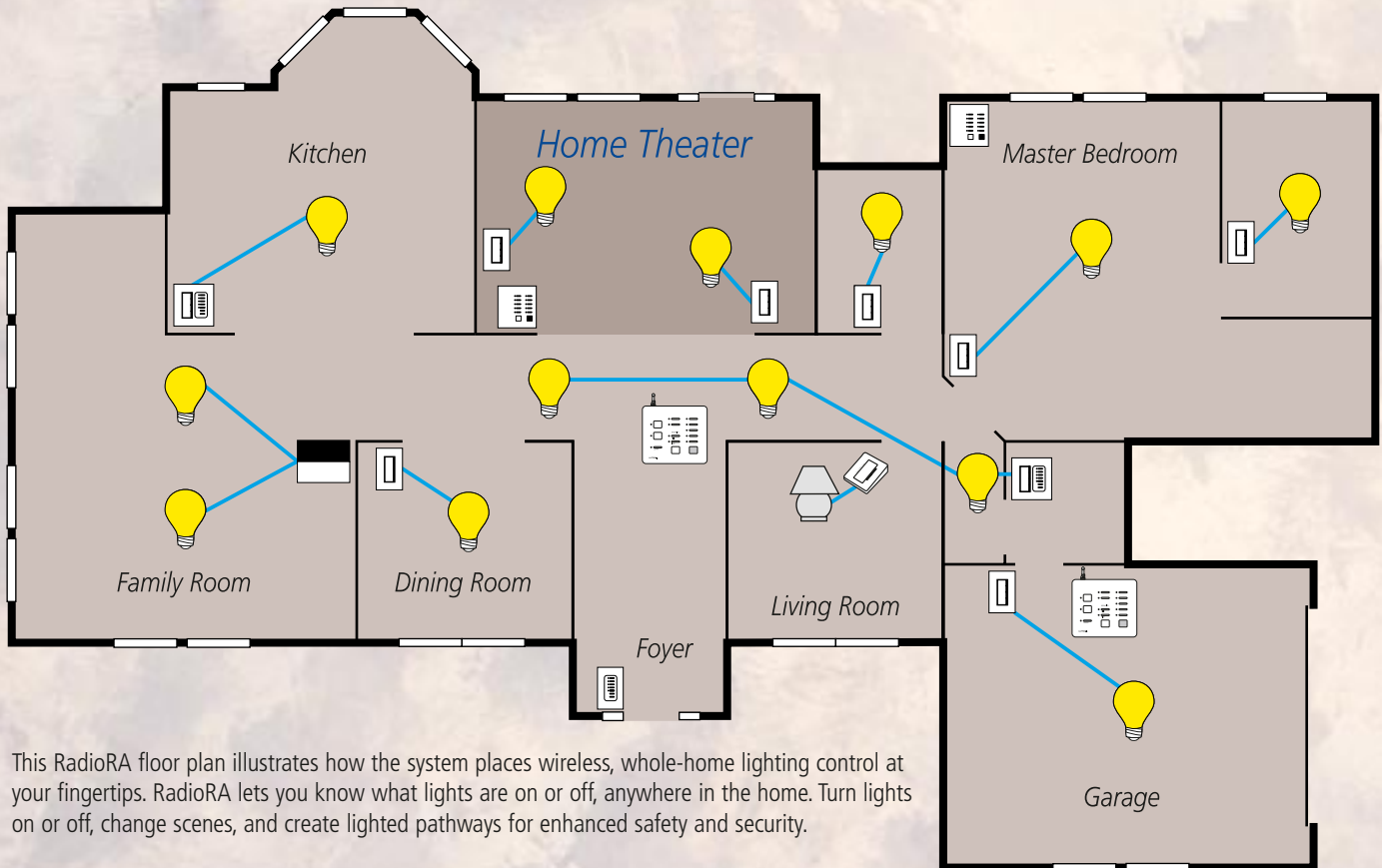
- 1** Turn the power **OFF** at breaker panel or fuse box. Remove the wallplate screws and the wallplate.
- 2** Remove the switch mounting screws and the switch.
- 3** Disconnect the switch from the wires in the wall.
- 4** Connect the wires in the wall to the dimmer wires or the screw terminals.
- 5** Mount the dimmer in the wallbox (using the screws provided).
- 6** Mount the wallplate. Lutron Claro® screwless wallplates are available for designer dimmers. **Turn the power ON** at breaker panel or fuse box.



For your entire home... there's RadioRA.

The whole-home dimming system

RadioRA is the world's first radio frequency (RF) lighting control system. Control just the lights you want, or every light in and around your home. From bedside to poolside, RadioRA provides the ultimate in remote control convenience. Use wall-mounted or tabletop master controls to control your lighting — anywhere in the home. Integrate your home theater as a part of your RadioRA system.

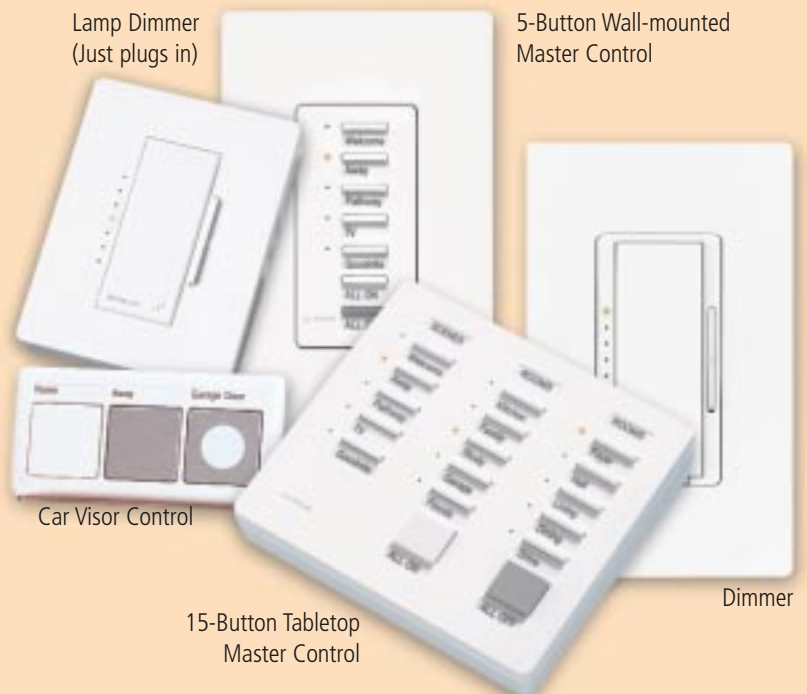


This RadioRA floor plan illustrates how the system places wireless, whole-home lighting control at your fingertips. RadioRA lets you know what lights are on or off, anywhere in the home. Turn lights on or off, change scenes, and create lighted pathways for enhanced safety and security.

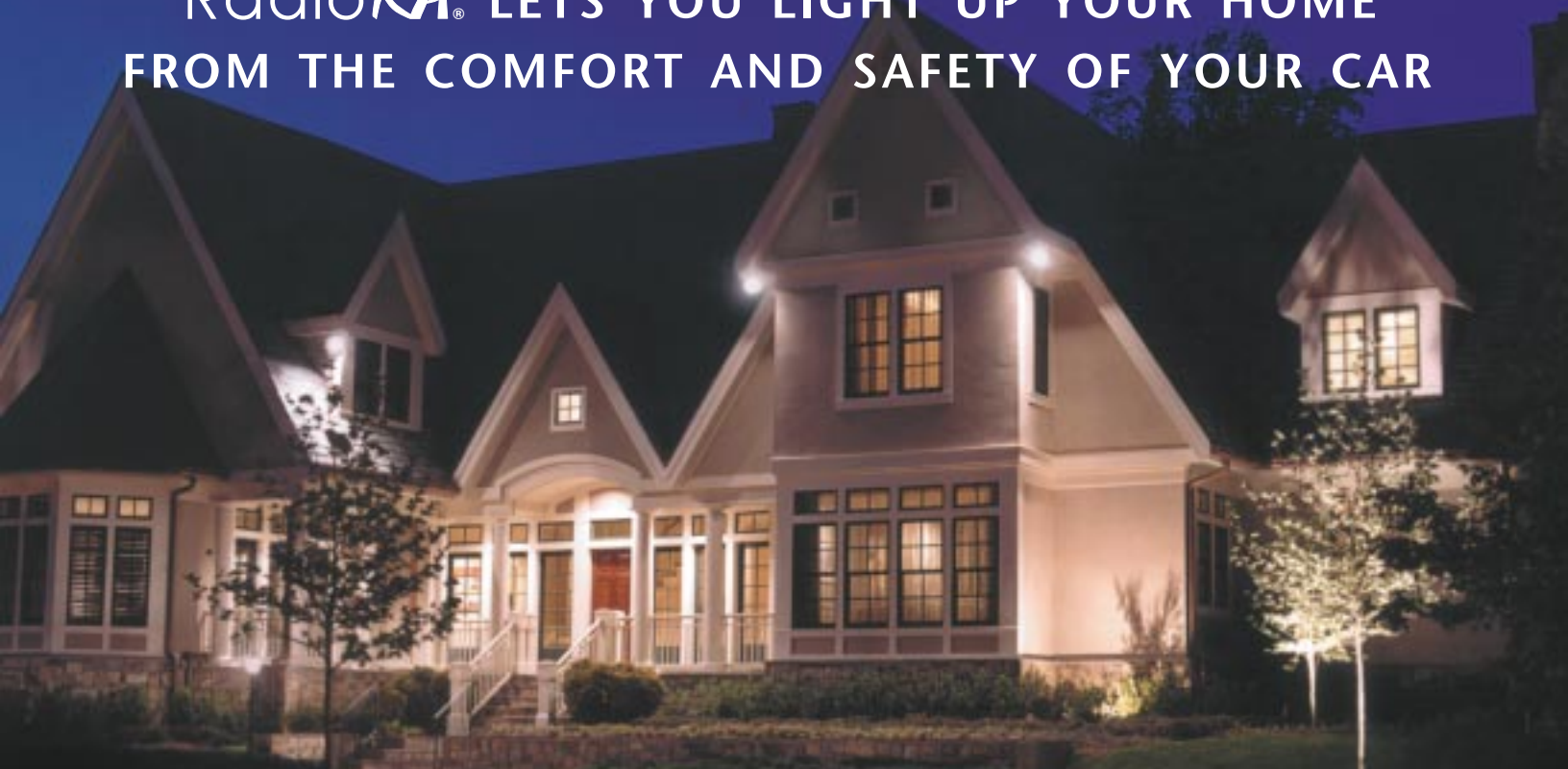
The benefits of a RadioRA whole-home dimming system...

- Installs in a single day (no construction mess or hassle)
- System is expandable to meet your changing needs
- Ideal for existing homes, late-stage construction, new homes
- Take RadioRA with you if you move
- No additional wiring required
- System components available in a variety of colors

See opposite page for even more great RadioRA benefits



RadioRA® LETS YOU LIGHT UP YOUR HOME
FROM THE COMFORT AND SAFETY OF YOUR CAR



Car Visor Control

**ENHANCE YOUR FAMILY'S SECURITY AND CONVENIENCE
WITH A RadioRA® HOME DIMMING SYSTEM**

- Controls your lights from anywhere...
— car, bedside, front door, telephone
- Installs easily in any home without rewiring
- Integrates lighting with your security system

24 Hour/7 Day Product Hotline:
1-800-523-9466



Now you can control the natural light in your home theater...



Introducing Sivoia™ ultra-quiet motorized shading from Lutron

A simple touch of a button can transform your bright, sunny living room into the ultimate home theater environment.

With its revolutionary, near-silent motor, the Sivoia Shading System provides total control of roller shades, roman shades, and draperies.



Sivoia hand-held infrared transmitter for remote control of both lights and shades



Creative Stream

The Hidden Theater Experts™

Creative Stream, Inc.
17155 Von Karman, Suite #102
Irvine, CA 92614

Phone: 949.474.7006
Email: sales@CreativeStream.com
Web: www.CreativeStream.com